

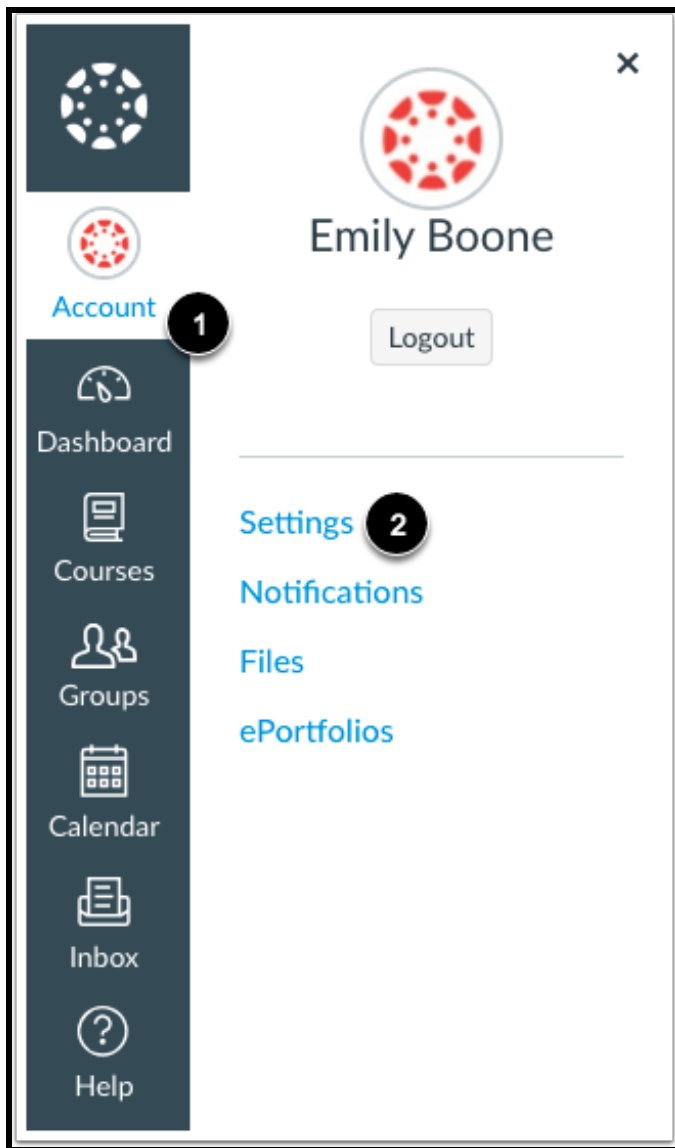
Parent Portal - How do I sign up for a Canvas account as a parent?

Parents can sign up as an observer in Canvas. Observers can link their Canvas account to their student's account so they can see assignment dues dates, announcements, and other course content. Observers can view the course content but cannot participate in the course.

This lesson is for parents who do not have a Canvas account and want to observe their students in their courses.

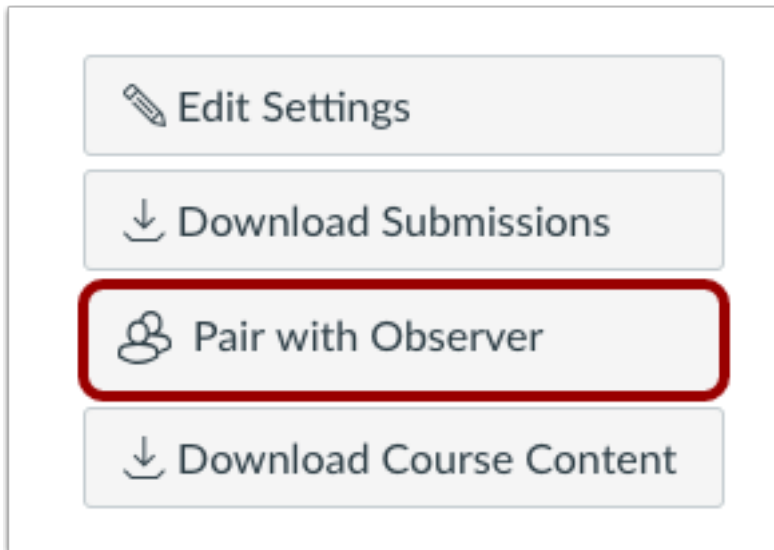
The student will need to generate an observer code first. The student should:

Open Settings



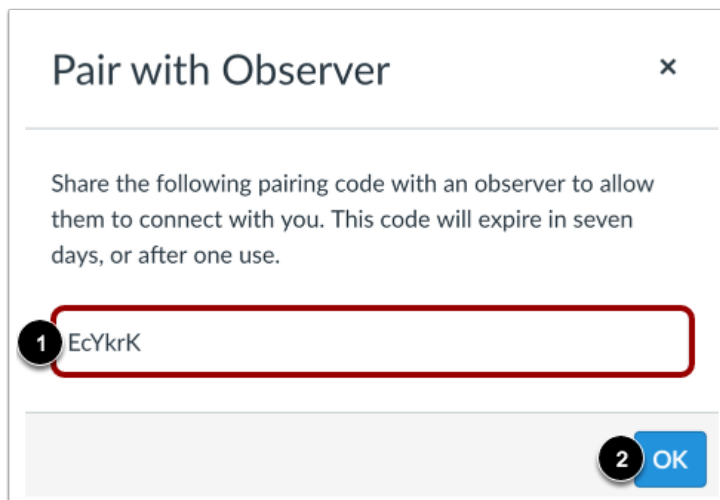
Click the **Account** link [1], then click the **Settings** link [2].

Pair with Observer



Click the **Pair with Observer** button on the right hand side.

Copy Pairing Code



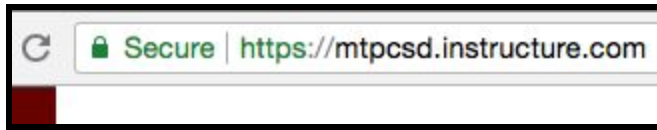
Copy the six-digit alphanumeric pairing code [1]. You will need to share the code with the observer who will link to your account. The pairing code will expire after seven days or its first use.

To close the window, click the **OK** button [2].

Note: Pairing codes are case sensitive.

Parent/Guardian:

Open Canvas URL



Click to Register

A screenshot of the Canvas login page for Mt. Pleasant Community Schools. The page has a dark red header and footer. The header contains the school's logo on the left and the text "Parent of a Canvas User? Click Here For an Account" on the right. A red arrow points to the "Click Here For an Account" link. Below the header, there are two input fields: "Email" and "Password". Below the "Email" field is a "Log In" button. Below the "Password" field is a "Log In" button. Below the "Log In" button is a "Stay signed in" checkbox and a "Forgot Password?" link. The footer contains links for "User Research", "Help", "Privacy policy", "Terms of service", "Facebook", and "Twitter", followed by the text "BY INSTRUCTURE".

Enter Sign-Up Details

Parent Signup

×

Your Name

Your Email

Password

Re-enter Password

Student Pairing Code

What is a pairing code?

☐ You agree to the [terms of use](#) and acknowledge the [privacy policy](#).

Cancel

Start Participating

Enter the sign-up information for yourself. You will need to create a password.

Paste the pairing code generated by the student.

Then click “Start Participating.”